

# Handwriting Progression

We use the Letter-join scheme as the basis of our whole school approach to handwriting, progressing from Early Years to Year 6.

## Early Years

For our youngest pupils we teach short handwriting lessons on a daily basis, which will include the following:

- enhancing gross motor skills such as air-writing, pattern-making and physical activities
- exercises to develop fine motor skills such as mark-making on paper, whiteboards, sensory trays, iPads, tablets, etc.
- becoming familiar with letter shapes, their sounds, formation and vocabulary
- correct sitting position and pencil grip for handwriting



**Lesson Planner Early Years – Printed letters** is a supplementary Lesson Planner for schools who choose to start teaching handwriting with printed letters.

Supporting resources using a printed font include:

- all lower case letters and words
- all of the Phonics activities
- all games and activities
- all KS1 worksheets



At the end of this module, children should be able to recognise and form all the printed, lowercase letters of the alphabet.

**Lesson Planner Module 1 for EYFS** teaches pre-cursive patterns and cursive, lower case letters. It starts with Getting Ready for Handwriting including fine and gross motor skills warm-up exercises, correct sitting position and tripod pencil grip.

The first module is divided into three sections covering:

- pre-cursive patterns
- easy letters and words
- harder letters and words

At the end of this module, children should be able to recognise and form all the cursive, lowercase letters of the alphabet and write words using the correct joining techniques.



## Key Stage 1: Years 1 and 2

Teaching progresses from five short, to two longer lessons per week:

- continuing with gross and fine motor skills exercises
- strengthening cursive handwriting, learning and practice
- numerals, capitals and printed letters; where and when to use, learning and practice
- KS1 SATs SPaG exercises


**Lesson Planner Module 2 for Year 1** contains lessons for teaching how to write capital letters, printed letters, numbers and symbols, whilst reinforcing cursive handwriting using Letter-join's on-line and printed resources. It is divided into three sections covering:

- capital letters
- printed letters
- numbers and symbols

On finishing this module, children should be confident in writing all the capital and printed letters, numbers and symbols and start to become familiar with their use.


**Lesson Planner Module 3 for Year 2** includes lessons to improve letter formation and orientation of letters through regular practice and to support spelling, grammar and punctuation in readiness for KS1 SATs.

The sections in this module cover:



- letter families
- high frequency words
- joining techniques
- sequencing sentences
- dictation exercises
- times table facts
- SPaG practice for KS1 SATs

With the regular handwriting practice throughout this module, children should now be developing the fluency and speed of their writing.



## Lower Key Stage 2: Years 3 and 4

Handwriting lessons will continue twice a week in Lower Key Stage 2.


**Lesson Planner Module 4 for Year 3** is targeted at children in lower KS2 where pupils should be using a cursive style throughout their independent writing in all subjects, helping to refine their handwriting in line with the requirements of each lesson. This module covers topics such as dictation, double letters, number vocabulary, palindromes, tongue twisters, MFL (French and Spanish), onomatopoeia, simile and statutory spellings.

Completion of Module 4 should ensure improvement in the legibility, consistency and quality of the children's handwriting through a variety of resources which link handwriting to other areas of the curriculum.

**Lesson Planner Module 5 for Year 4** focuses on using handwriting practice to support other subjects in the curriculum and, at the same time, builds on fluency and consistency. This module aims to promote meaningful links with other subjects such as English, maths, science, geography, French and Spanish. Making such links enables children to apply the skills they are learning in context and also provides depth to the curriculum.

Learners will continue to build on producing fluent, consistent and legible handwriting through the regular practice offered in this module's lessons.

On concluding this module, children will have practised applying size-appropriate handwriting to all areas of the curriculum whilst maintaining fluency and legibility.



**EXAMPLE**

Word of the Week: precarious

Write this week's word six times:

precarious   precarious   precarious  
precarious   precarious   precarious

Use a dictionary to find the definition of this week's word:

If something is precarious, it is not safe and likely to fall off or fall over.

Write some synonyms of this week's word:

insecure   risky   hazardous  
treacherous   unsafe   dangerous

Write some antonyms of this week's word:

safe   fixed   strong  
secure   protected   stable

Write a sentence using this week's word:

The cat was in a precarious position in the tree.  
Beware: this cliff edge is precarious.  
Take care on that precarious old ladder.  
The stranded climber was in a precarious situation.

Letter-join®

## Upper Key Stage 2: Years 5 and 6

More advanced handwriting techniques will be taught during two weekly lessons:

- reinforcing cursive handwriting across the curriculum
- form-filling/labelling using printed and capital letters
- dictation exercises promoting quick note-taking and speedy handwriting writing skills
- KS2 SATs SPaG practice

**Lesson Planner Module 6 for Year 5** continues to build on combining fluent handwriting with other subjects across the curriculum.


In this module, learners will have plenty of opportunity to develop the stamina and skills to write at length, with accurate spelling and punctuation. With Letter-join's wide range of resources they will be able to work towards producing consistently neat and well-presented handwriting in all curriculum subjects.

On completing this module, children should be producing cursive writing automatically, enabling them to focus on the content of their work rather than the process of writing.

**Lesson Planner Module 7 Year 6** presents learners with a range of tasks where they have to decide on an appropriate style of handwriting. Promoting speedy, fluent writing continues to be a strong feature. Challenging dictation exercises will refine pupils' revising and checking skills as well as boosting their handwriting speed, stamina and fluency. A range of curriculum-based worksheets will give pupils the opportunity to practise writing at length.

Module 7 also contains a series of worksheets to aid KS2 SATs SPaG revision. They are designed to support year 6 pupils in meeting expected standards for spelling, punctuation and grammar, with lots of SPaG preparation and plenty of handwriting practice.

By the end of this module, children should be able to adapt their handwriting for a range of tasks and purposes and to create different effects. They should be clear about what standard of handwriting is appropriate for a particular task, for example, quick notes, a final handwritten version, an un-joined style or capital letters. All of these writing styles are covered in this module.



## **Incorporating handwriting lessons into your timetable**

The aim of Letter-join's Handwriting Lesson Planners is to be flexible so that handwriting lessons can be easily incorporated into your timetable.

The Lesson Planners are designed so that teachers can use them as a toolkit to support and reinforce the teaching of handwriting and they allow plenty of scope to respond to individual children's needs.

For a more structured handwriting programme within your timetable, Letter-join's suggestion is as follows:

- **Early Years and Year 1:** short handwriting lessons on a daily basis (10-15 mins)
- **Year 2:** three longer lessons per week (15-20 mins)
- **Years 3 and 4:** handwriting lessons continue twice a week (20-30 mins)
- **Years 5 and 6:** more advanced handwriting techniques taught during two weekly lessons (30-40 mins)

Please note that each handwriting lesson has differentiation suggestions for those pupils who require extra practice or an extra challenge.



[www.letterjoin.co.uk](http://www.letterjoin.co.uk) [info@letterjoin.co.uk](mailto:info@letterjoin.co.uk)

© Green and Tempest Ltd 2021